

Getting the Most Out of Casemaker: SuperCODE

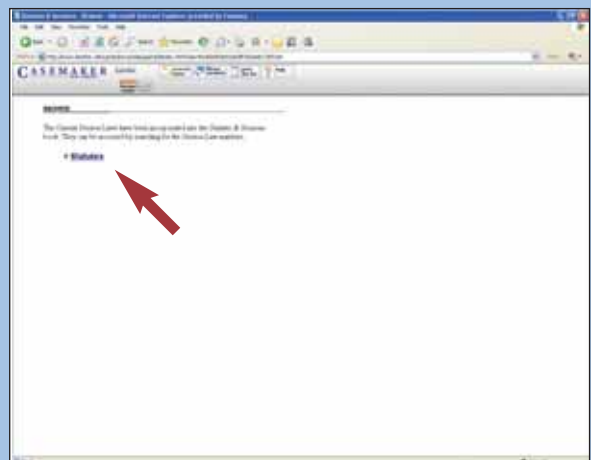
by Jodi McKenzie

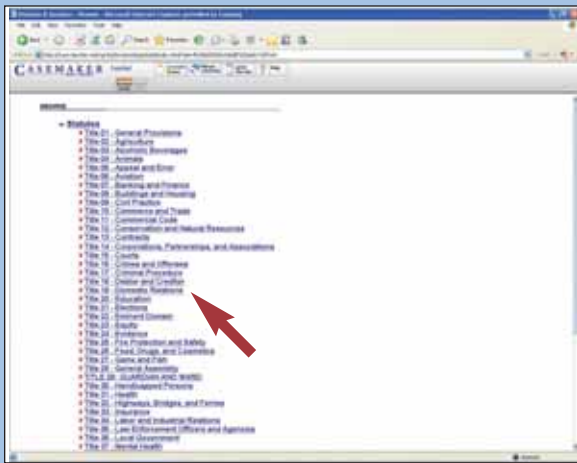
Casemaker is constantly being updated and improved to better serve Bar members. One of the newest features is SuperCODE, which notates any changes that have been made to Georgia statues since the Casemaker database was last updated in 2004.

The way it works is a user accesses the Georgia Casemaker Library and chooses **Georgia Codes and Acts** and clicks where it says, "Browse."



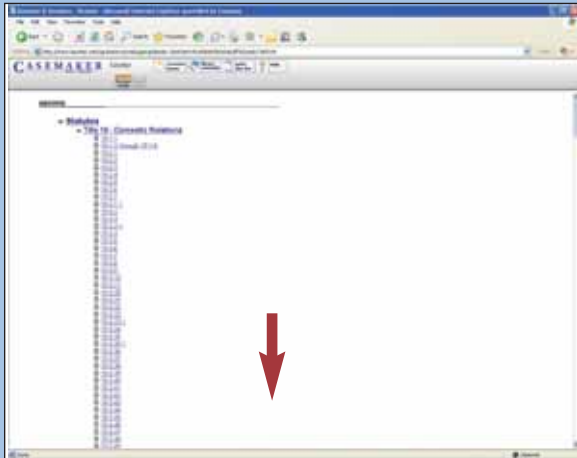
Users are then taken to a page where they can access statutes by clicking on the word "Statutes," which is highlighted in blue and underlined.



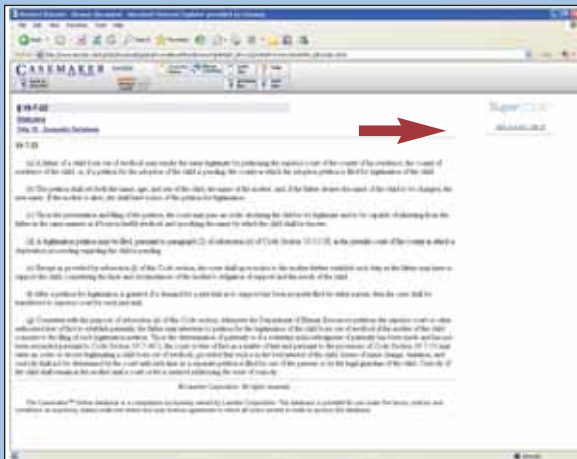


At this point, users can choose which title they would like to view. *For demonstration purposes, let's say someone is researching changes to statute 19-7-22.*

In this instance, the user would select Title 19.



From there, simply scroll down the page until 19-7-22 is visible.



The content of the statute is now displayed with the SuperCODE panel displayed on the right-hand side of the screen. In this case, SuperCODE indicates that there has been a legislative act that effects 19-7-22.

If no changes had been made to the statute or session laws, the words, "No references found" would have appeared in the SuperCODE panel.



Users can choose to view the SuperCODE item by clicking on it to display the changes, which have been made to the code section.

SuperCODE helps members stay informed of changes along the codification process. It is important to note that SuperCODE will track changes in the code until the next full database update.

Contact Casemaker Coordinator Jodi McKenzie at jodi@gabar.org if you have any questions about this or any other Casemaker feature.